

SMOKESTOPP

Glass Baffles



Description


The SmokeStopp Glass Baffles is a clear glass smoke baffle system incorporating proprietary brackets and supports.

Applications

Offices, warehouses, hospitals, school's, car parks, shopping centers, computer rooms, offices & high rise apartments.

Key Features

The system is ideal for smoke channeling when used in combination with natural ventilation or mechanical smoke exhaust systems. The SmokeStopp Suspended Glass Baffles can be supplied and installed in an unlimited length and is easily retrofit in existing buildings.

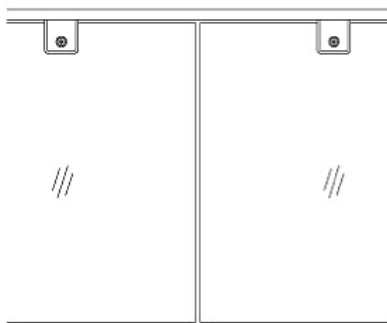


Specifications

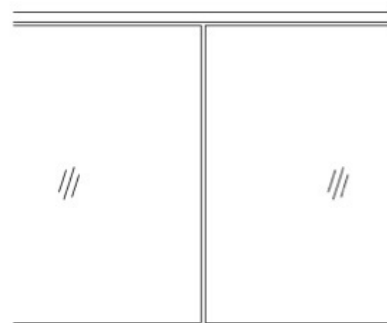
Height	18" Standard or Custom
Glass Panels	3/8" pr 1/2" Tempered Class
Mont type	SBS-1 Surface mount via clamp SBS-2 Inset mount via concealed clamp
Finish	Stainless Steel, Powder Coating Standard or Custom Colors

Glass Baffles

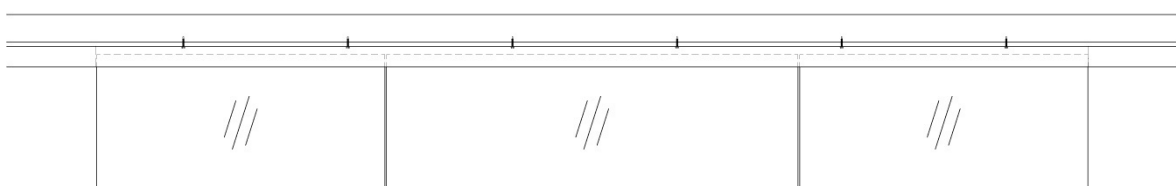
Surface Mount- SBS-1



Inset Mount- SBS-2



SBS - 1



SBS - 2